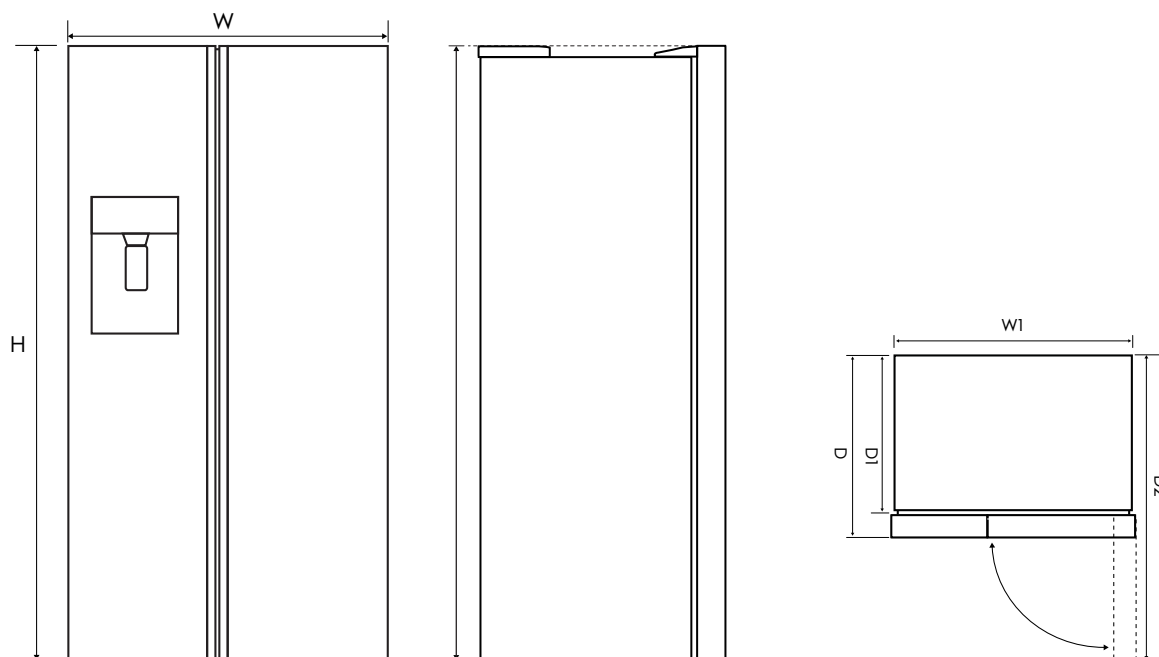


Dimension Guide

Side by side refrigerator

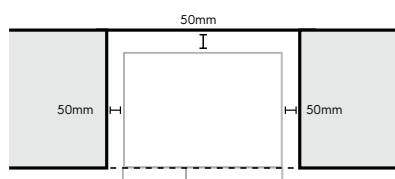
Model:

ESE6670A-B

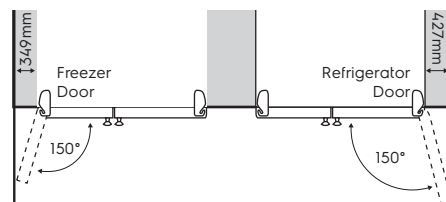


Minimum recommended Airspaces

Side clearance must be 50mm either side of the fridge body, to have the fridge doors sitting proud of the kitchen cabinet



Please note : Top gap 20mm



When positioned in a corner area, spacing of at least 349mm on the right hinge side and 427mm on the left hinge side will allow the doors to open enough to enable the removal of bins and shelves.

Side by side refrigerator models:	Door width (W)	Total depth (D)	Maximum height (H)	Cabinet width (W1)	Cabinet Height (H1)	Cabinet depth (D1)	Depth door open 90° (D2)
ESE6670A-B	911	746	1780	908	1780	650	1191

Important! Please ensure that the access to your kitchen (including doorways, corridors, island benches, etc) allows sufficient clearance to move your fridge into position.

Please note! Dimensions to be used as a guide only. All customers MUST refer to the user manual supplied with the product for detailed installation instructions.

© 2025 Electrolux S.E.A PTE. LTD. ELX_DIM_ESE6670A-B_Mar25